

AZULLE®

QUICK GUIDE

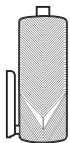


**ACCESS4** 

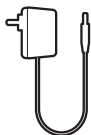
The logo for ACCESS4, featuring the word "ACCESS" in a bold, italicized sans-serif font, followed by a large "4" that is stylized with a blue and purple arrow pointing to the right. The entire logo is reflected below it.

# WHAT'S IN THE BOX?

1



Access4



Power adapter  
5V/3A

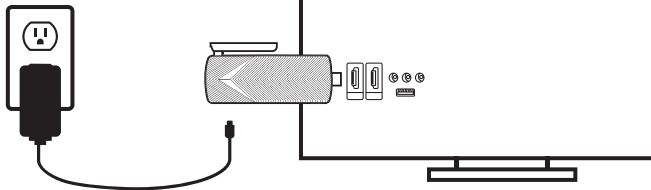


HD Adapter



Quick Guide

# HOW TO SET-UP



- 1 Connect the Power Adapter.
- 2 Plug-in device to TV or Monitor HD Input.
- 3 Power on your device.
- 4 Choose HD input and connect your accessories.

### We're Here For You



**Live Chat**  
*azulle.com*



**Technical Support**  
*786.233.6769 Ext.1*



**E-mail**  
*support@azulle.com*

For Video Tutorials Visit Our YouTube Channel: [Youtube.com/AzulleTech](https://www.youtube.com/AzulleTech)  
Learn how to get more out of your device on our blog, visit: [Azulle.com/stories](https://www.Azulle.com/stories)

## THINK SOLUTIONS

Find the perfect match for your device. Visit our shop to browse accessories for your device. Discover how our Mini PC's can power solutions for your home or business like home entertainment and video conferencing.



**Digital Signage**



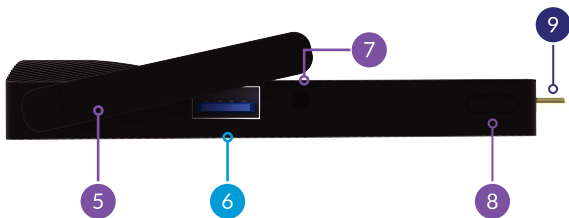

**Video Conferencing**



**POS Systems**

# PORT LAYOUT

3



1 USB Type-C

4 3.5 mm Audio Jack

7 Power Input

2 Kensington Lock

5 Antenna

8 Power Button

3 Ethernet port

6 USB 3.0

9 HD Output

## Stay In Touch

Follow us to keep up with the latest news, and share your **#MiniMoments** with us **@AzulleTech #GoMini**

Sign-up for our Newsletter to receive exclusive offers and be the first to find out about releases.

[Azulle.com/Contact](http://Azulle.com/Contact)

## Leave A Review

Visit [bit.ly/AzulleReview](http://bit.ly/AzulleReview) and select **Access4** listing to leave a review and help people learn about Azulle and decide if our Mini PCs are right for their home or business.



Processor	Gemini Lake N4020/N4120/J4025/J4125 N4000/J4005/N4100/J4105
Operating System	Windows 10 Pro/ IOT 2019/ Ubuntu Linux
BIOS	Wake On LAN   PXE   Auto Power ON
RAM	4GB LPDDR4
Storage	64 GB /128 GB
WI-FI	Intel AC3165 Dual Band
GPU	Intel HD Graphic 600
Ethernet	1 Gigabit
Bluetooth	4.2
HD Output	2.0 4K @60FPS
USB Ports	x1 3.0   x1 USB-C
Micro SD Card Slot	Up to 512 GB
Audio Output	3.5 mm Jack
Power in	5V/3A
Power out	5V/1.5A
Dimensions	5.1x2x0.8 in

\*Intel Inside and the Intel Inside logo are trademarks of Intel Corporation in the U.S and/or other countries.

\*Windows is either a registered trademark of a trademark of Microsoft Corporation in the U.S and/or other countries.

This equipment has been tested and found to comply with the limits for a Class B digital device, pursuant to Part 15 of the FCC Rules/ These limits are designed to provide reasonable protection against harmful interference in a residential installation. This equipment generates uses and can radiate radio frequency energy and, if not installed and used in accordance with the instructions, may cause harmful interference to radio communications. However, there is no guarantee that interference will not occur in a particular installation. If this equipment does cause harmful interference to radio or television reception, which can be determined by turning the equipment off and on, the user is encouraged to try to correct the interference by one or more of the following measures:

- Reorient or relocate the receiving antenna.
- Increase the separation between the equipment and receiver.
- Connect the equipment into an outlet on a circuit different from that to which receiver is connected.
- Consult the dealer or an experienced radio/TV technician for help.

This device complies with Part 15 of the FCC Rules. Operation is subject to the following two conditions: (1) this device may not cause harmful interference, and (2) this device must accept any interference received, including interference that may cause undesired operation.

Changes or modifications not expressly approved by the party responsible for compliance could void the user's authority to operate the equipment.

To maintain compliance with FCC's RF Exposure guidelines, This equipment should be installed and operated with minimum distance between 20 cm the radiator your body; Use only the supplied antenna.

AZULLC®

GUÍA RÁPIDA

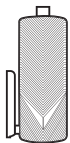


**ACCESS4** 

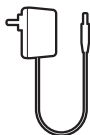


# ¿QUÉ HAY EN LA CAJA?

1



Access4



Adaptador de Corriente  
5V/3A

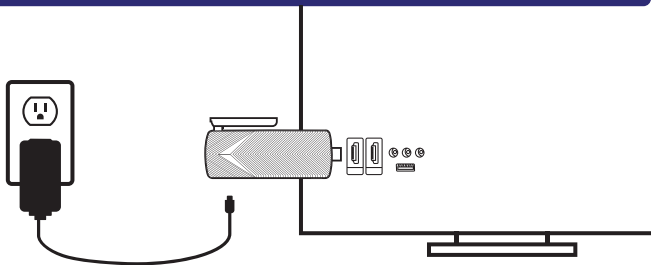


Adaptador HD



Guía Rápida

## INSTALACIÓN



- 1 Conecte el adaptador de corriente.
- 2 Conecte el dispositivo a la entrada de TV o monitor HD.
- 3 Encienda su dispositivo.
- 4 Elija la entrada HD y conecte sus accesorios.

## ¿NECESITAS AYUDA?

2

Estamos Aquí Por Tí



**Chat en Vivo**  
*azulle.com*



**Soporte Técnico**  
*786.233.6769 ext.1*



**E-mail**  
*support@azulle.com*

Para ver tutoriales en video, visite nuestro canal de YouTube: [Youtube.com/AzulleTech](https://www.youtube.com/AzulleTech)  
Aprenda cómo sacar más provecho de su dispositivo en nuestro blog, visite:  
[Azulle.com/stories](https://www.azulle.com/stories)

## PIENSA EN SOLUCIONES

Encuentra la combinación perfecta para tu dispositivo. Visite nuestra tienda para buscar accesorios para su dispositivo. Descubra cómo nuestras Mini PC pueden impulsar soluciones para su hogar o negocio, como entretenimiento en el hogar y videoconferencia.



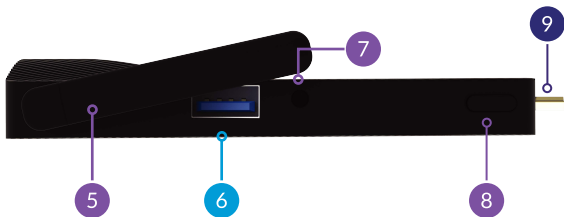

**Señalización  
Digital**



**Video  
Conferencia**



**Sistemas  
POS**



1 USB-C

4 3.5 mm Audio Jack

7 Entrada de Corriente

2 Kensington Lock

5 Antena

8 Boton de encendido

3 Ethernet

6 USB 3.0

9 Salida HD

## Mantente En Contacto

Síguenos para mantenerse al día con las últimas noticias y comparte sus #MiniMoments con nosotros @AzulleTech #GoMini

Suscríbese a nuestro boletín para recibir ofertas exclusivas y sea el primero en enterarse de los lanzamientos: [Azulle.com/Contact](http://Azulle.com/Contact)

## Dejar Un Comentario

Dejar un comentario. Visite [bit.ly/AzulleReview](http://bit.ly/AzulleReview) y seleccione la lista de Access4 para dejar una reseña y ayudar a las personas a conocer Azulle y decidir si nuestras Mini PC son adecuadas para su hogar o negocio.



Procesador	Gemini Lake N4020/N4120/J4025/J4125 N400/J4005/N4100/J4105
Sistema Operativo	Windows 10 Pro/ IOT 2019
BIOS	Wake On LAN   PXE   Auto Power ON
RAM	4GB LPDDR4
Almacenamiento	64 GB /128 GB
WI-FI	Intel AC3165 Dual Band
GPU	Intel HD Graphic 600
Ethernet	1 Gigabit
Bluetooth	4.2
Salida HD	2.0 4K @60FPS
USB	x1 3.0   x1 USB-C
Ranura Tarjeta SD	Hasta 512 GB
Salida Audio	3.5 mm Jack
Entrada de Corriente	5V/3A
Salida de Corriente	5V/1.5A
Dimensiones	5.1x2x0.8 in

